


STANAG 3109











SYMBOL MARKING









Mare C. Leydecker

SYMBOLS

BLACK or WHITE

1. FUELING	 NATO Code No ...
2. ROCKET FUELS	 NATO Code No ...
3. ROCKET OXIDISERS	 NATO Code No ...
4. ENGINE LUBRICATION OIL	 NATO Code No ...
5. HYDRAULIC FLUID	 NATO Code No ...
6. DE-ICING	 NATO Code No ...
7. COOLANT	 NATO Code No ... WATER%
8. PNEUMATIC SYSTEM	 kpa or bar ... psi





<p>9. PNEUMATIC STARTING</p>	 <p>... kpa or barpsi</p>
<p>10. OXYGEN (BREATHING)</p>	 <p>GAS LIQUID ...kpa or bar ...LITRES ...psi</p>
<p>11. ANTI DETONANT THRUST AUGMENTATION</p>	 <p>NATO Code No ... WATER%</p>
<p>12. AIR CONDITIONING</p>	
<p>13. INERTING FLUID</p>	 <p>HELIUM NITROGEN 40% 60% ... kpa or barpsi</p>
<p>14. FIRE EXTINGUISHING SYSTEM</p>	 <p>NATO Code No ...</p>
<p>15. EXTERNAL ELECTRICAL CONNECTIONS</p>	 <p>- SERVICING - STARTING - ETCVACHzVDC</p>
<p>16. GROUNDING or EARTHING RECEPTACLE</p>	 <p>GROUND (EARTH) HERE</p>











SYMBOLS

BLACK or WHITE

17. REFRIGERATOR REPLENISHMENT	
18. FLIGHT DATA RECORDER	











SYMBOLS YELLOW/ORANGE

19. INSPECTION of BATTERIES	
20. INSPECTION of DE-ICING CIRCUIT	
21. INSPECTION of ELECTRONIC CIRCUITS	
22. INSPECTION of FUEL FILTER	
23. FUEL TANK WATER DRAIN	
24. HYDRAULIC SYSTEM TEST POINT	
25. CABIN PRESSURE TEST POINT	
26. INERTING FLUID (tank) TEST POINT	











SYMBOLS YELLOW/ORANGE




27. IGNITION PLUG JET ENGINE START	
28. INSPECTION STATIC CONNECTIONS (vent)	
29. DRINKING WATER REPLENISHMENT	
30. TOILET SERVICING	
31. TELEPHONE CONNECTION GROUND TO COCKPIT	
32. DINGHY (life raft) STOWAGE	
33. JACKING POINT	
34. SLINGING OR HOISTING POINTS	



SYMBOLS YELLOW/ORANGE

35. LIFTING AREA EXTERNAL STORES	
36. MOORING OR PICKETING	
37. TOWING POINT	
38. TAIL SUPPORT	
39. LOCKING of DROPTANK	
40. WALKWAY	
41. NO STEP	
42. NO GRIP	










<p>43. EXPLOSIVE ACTUATED DEVICE</p>	
<p>44. AIRBORNE AXILLARY TURBINE POWER PLANT INLET and/or EXHAUST</p>	
<p>45. CANOPY EXPLOSIVE RELEASE</p>	



SYMBOLS

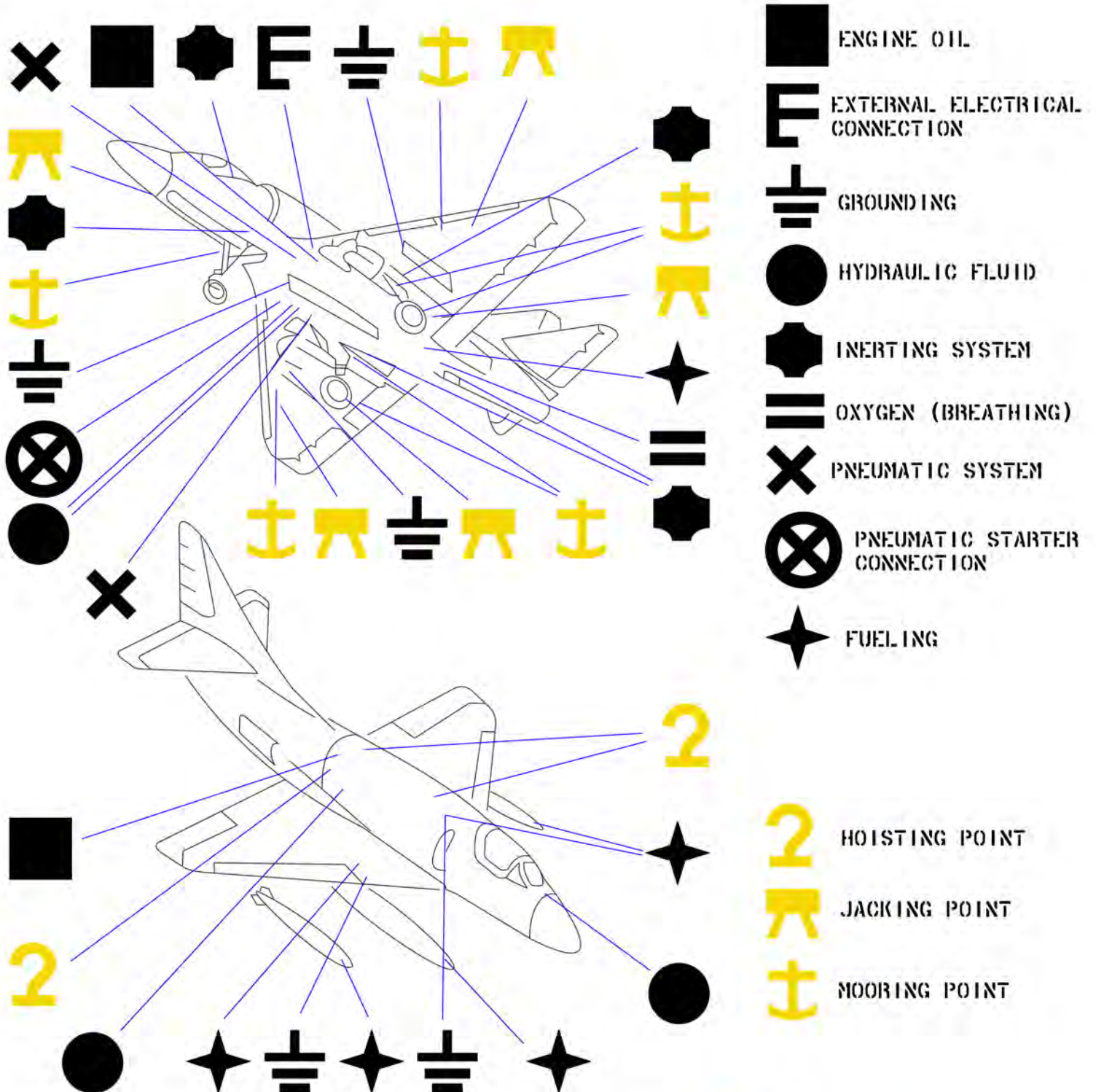
GREEN

53. GUN	
54. GUN EMPTYING	
55. GUN FEEDING	
56. LINK CONTAINER	
57. FIRING CONTROL	
58. ROCKET CONTROL	
59. BOMB HOIST	



EXAMPLE

Annex




Marc C. Leydecker